

Upper Midwest Milk Marketing Area

Handler Report Form Program

(Version 3.07 – December 16, 2016)

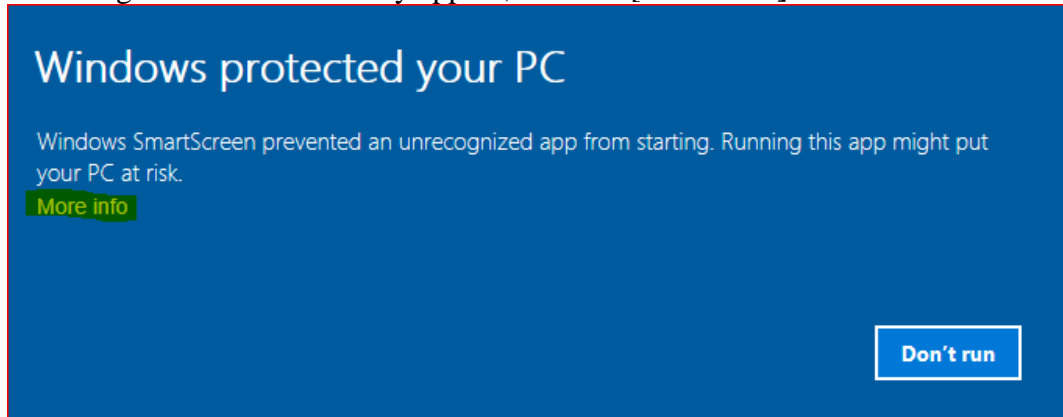
Update Installation Instructions

For Windows 10 Users

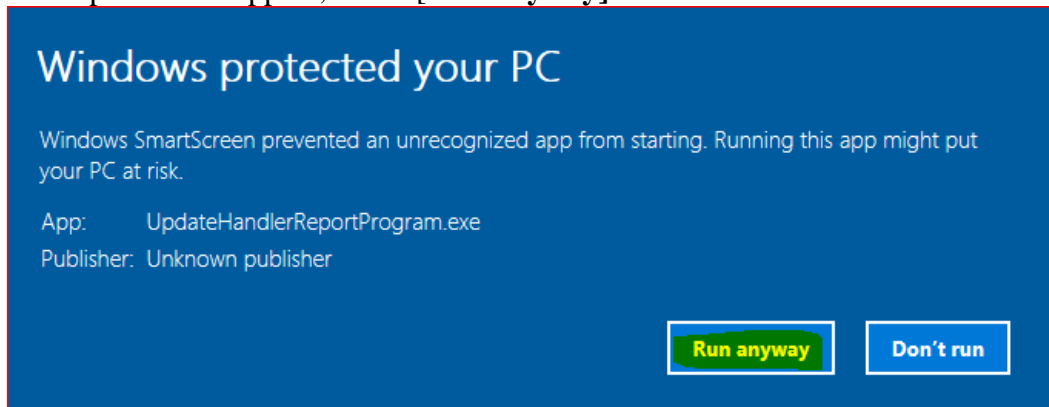
1. **Download** the file **UpdateHandlerReportProgram.exe** to your hard drive. It is a self-extracting executable file that will install the latest updates onto your PC, follow instructions below.
2. **Double-click it** to begin the installation.
3. You will receive a message asking if you want to run or save, select **[Run]**



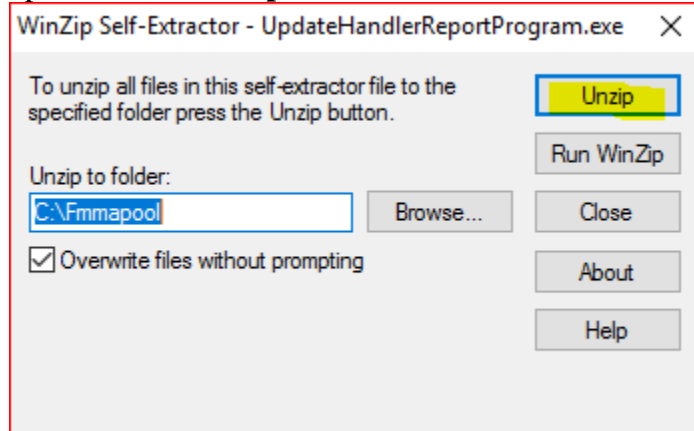
4. A message from Windows may appear, click on **[More info]**



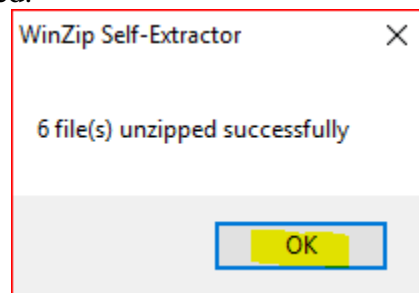
5. Two options will appear, select **[Run anyway]**



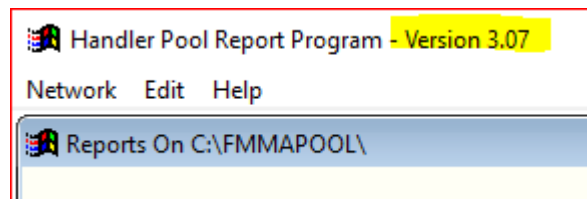
6. In the WinZip Self-Extractor window, click the [**Unzip**] button to extract the update to **C:\Fmmapool¹**.



7. Click [**Ok**] at the prompt telling you that 6 files have been successfully unzipped.



8. Click the [**Close**] button to close the WinZip Self-Extractor window.
9. To verify update, open the program and in the upper left hand corner confirm **Version 3.07**.



¹ If you run the application from a location other than C:\Fmmapool, please change the 'Unzip To Folder' target to the other location before clicking the [Unzip] button.

The update installs the following files on your system:

The FoxPro Library Files:

C:\Fmmapool\Msvc70.dll

C:\Fmmapool\Vfp7r.dll

C:\Fmmapool\Vfp7renu.dll

The Program Files:

C:\Fmmapool\Poolwork.exe

the program itself

C:\Fmmapool\Size_des.dbf

a size code database for Distributing Plant reports.

C:\Fmmapool\Dec_des.dbf

product description

You may then delete the file **“UpdateHandlerReportProgram.exe”**.

All questions regarding the download, installation or running of the applications may be directed to:

John Romero

(800) 899-2697 Ext. 139

Rachel Benecke

(800) 899-2697 Ext. 146

Susan McLennan

(630) 810-9999 Ext. 185